



PRINTED CIRCUIT BOARDS
INTERCONNECTION CARRIERS

State of the Art: PCB's

Revisio

Datum:

Seite:

PRINTED CIRCUIT BOARDS

01

08.03.2013

1/1





Schematic Key for Multilayer and HDI-Technology Build-Ups

| a | b | c | d | e | f | g + h + i |
|---|---|---|---|---|---|-----------|
|---|---|---|---|---|---|-----------|

04 122 FR4 35 L36.35 P18

columns and equal kind of positions are separated by "_". Equal prefixes in one column are reduced to one.

04_122_FR4_35_L36.35_p18

| Layers | in μ | Material | Build-Up | Assembly |
|-----------------|-----------|----------|--|------------------------|
| Layer-1 | 35 μ | Copper |  | } A1 } B |
| | 180 μ | Prepreg | | |
| | 180 μ | Prepreg |  | |
| Layer-2 | 35 μ | Copper | | |
| | 360 μ | L-FR4 |  | |
| Layer-3 | 35 μ | Copper | | |
| | 180 μ | Prepreg | (180 μ PrePreg-Type: 7628) | |
| | 180 μ | Prepreg |  | |
| Layer-99 | 35 μ | Copper | | |

© Copyright by Printed Circuit Boards GmbH