







**Schematic Key for Multilayer and HDI-Technology Build-Ups**

a	b	c	d	e	f	g + h + i
---	---	---	---	---	---	-----------

**06 113 FR4 35 L20.35 P10\_06**

columns and equal kind of positions are separated by "\_". Equal prefixes in one column are reduced to one.

**06\_113\_FR4\_35\_L20.35\_p10\_06**

Layers	in $\mu$	Material	Build-Up	Assembly	
<b>Layer-1</b>	35 $\mu$	Copper		} <b>B</b>	
	60 $\mu$	Prepreg			
	100 $\mu$	Prepreg			
<b>Layer-2</b>	35 $\mu$	Copper			} <b>A1</b>
	200 $\mu$	L-FR4			
<b>Layer-3</b>	35 $\mu$	Copper			} <b>B</b>
	100 $\mu$	Prepreg			
	100 $\mu$	Prepreg			
<b>Layer-4</b>	35 $\mu$	Copper			
	200 $\mu$	L-FR4			
<b>Layer-5</b>	35 $\mu$	Copper		} <b>B</b>	
	100 $\mu$	Prepreg			
	60 $\mu$	Prepreg			
<b>Layer-99</b>	35 $\mu$	Copper			

© Copyright by Printed Circuit Boards GmbH