





































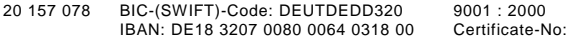
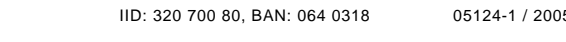


Schematic Key for Multilayer and HDI-Technology Build-Ups

a	b	c	d	e	f	g + h + i
---	---	---	---	---	---	-----------

10 215 FR4 35 L20.35 P10

columns and equal kind of positions are separated by "_". Equal prefixes in one column are reduced to one.

10_215_FR4_35_L20.35_p10

Layers	in μ	Material	Build-Up	Assembly			
Layer-1	35 μ	Copper		} A1			
	100 μ	Prepreg					
	100 μ	Prepreg					
Layer-2	35 μ	Copper				} A2	
	200 μ	L-FR4					
Layer-3	35 μ	Copper					} A3
	100 μ	Prepreg					
	100 μ	Prepreg					
Layer-4	35 μ	Copper					
	200 μ	L-FR4					
Layer-5	35 μ	Copper		} B			
	100 μ	Prepreg					
	100 μ	Prepreg					
Layer-6	35 μ	Copper				} A3	
	200 μ	L-FR4					
Layer-7	35 μ	Copper					} A4
	100 μ	Prepreg					
	100 μ	Prepreg					
Layer-8	35 μ	Copper					
	200 μ	L-FR4					
Layer-9	35 μ	Copper		} B			
	100 μ	Prepreg					
	100 μ	Prepreg					
Layer-99	35 μ	Copper				} B	
	100 μ	Prepreg					
	100 μ	Prepreg					
	35 μ	Copper					} B
	100 μ	Prepreg					
	100 μ	Prepreg					
	35 μ	Copper					
	100 μ	Prepreg					
	100 μ	Prepreg					
	35 μ	Copper			} B		
	100 μ	Prepreg					
	100 μ	Prepreg					
	35 μ	Copper				} B	
	100 μ	Prepreg					
	100 μ	Prepreg					
	35 μ	Copper					} B
	100 μ	Prepreg					
	100 μ	Prepreg					

© Copyright by Printed Circuit Boards GmbH